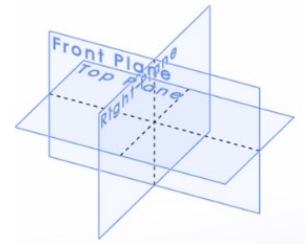


Pre-CAD Plan for Object 6

Initial Assumptions:

Shape of object 6 can be represented by a square, a circle, and a rectangle.



Starting Planes

Bulleted Feature Creation Steps (Ex: 1. Top plane Extrude Boss; 2. Right plane Revolve Cut; 3. Face Chamfer; 4. Pattern; 5. Mirror about new Plane 1):

1. Loft from Right Plane to Plane 1 to Plane 2.
- 2.
- 3.
- 4.
- 5.
- 6.


More Details on Primary Features

From Step (#): 1

Sketch Plane: Right, Plane 1, + Plane 2

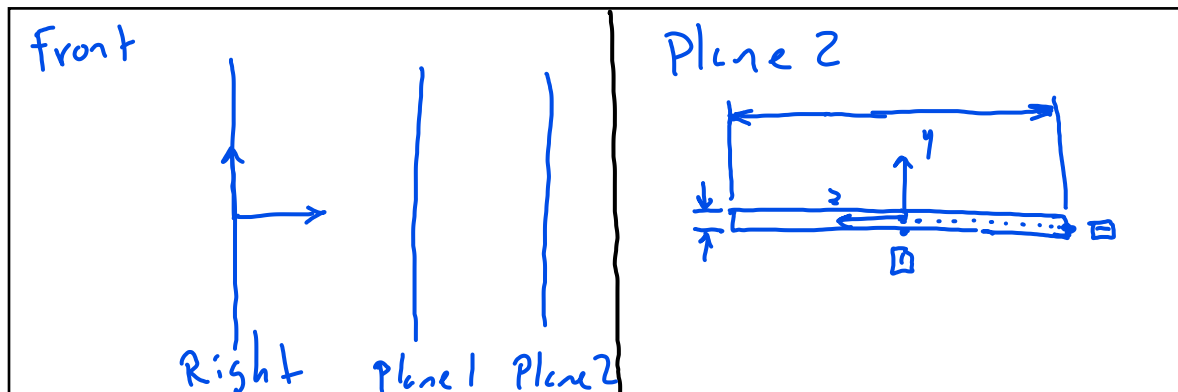
3D Feature type: Loft

Key Feature Details (dimensions/end conditions):



2D sketch **profile** from 1<sup>st</sup> primary feature

2D sketch **profile** #2 from 1<sup>st</sup> primary feature (if needed)



2D sketch **path, additional profiles, and/or guide curves** from 1<sup>st</sup> primary feature (if needed)

Name(s):

ME301 Pre-CAD Workshop

Pre-CAD Planning Template

From Step (#): \_\_\_\_\_

Key Feature Details (dimensions/end conditions):

Sketch Plane: \_\_\_\_\_

3D Feature type: \_\_\_\_\_

--	--

*2D sketch **profile** from 1<sup>st</sup> primary feature*

*2D sketch **profile** #2 from 1<sup>st</sup> primary feature (if needed)*

--

*2D sketch **path**, **additional profiles**, and/or **guide curves** from 1<sup>st</sup> primary feature (if needed)*

Name(s):

ME301 Pre-CAD Workshop

Pre-CAD Planning Template

From Step (#): \_\_\_\_\_

Key Feature Details (dimensions/end conditions):

Sketch Plane: \_\_\_\_\_

3D Feature type: \_\_\_\_\_

--	--

*2D sketch **profile** from 1<sup>st</sup> primary feature*

*2D sketch **profile** #2 from 1<sup>st</sup> primary feature (if needed)*

--

*2D sketch **path, additional profiles, and/or guide curves** from 1<sup>st</sup> primary feature (if needed)*

**Potential Challenges:**

1. Shape might need guide curves.