

Examples of DNA Titrations

Chem 253 Fall 2015



Full text provided by www.sciencedirect.com

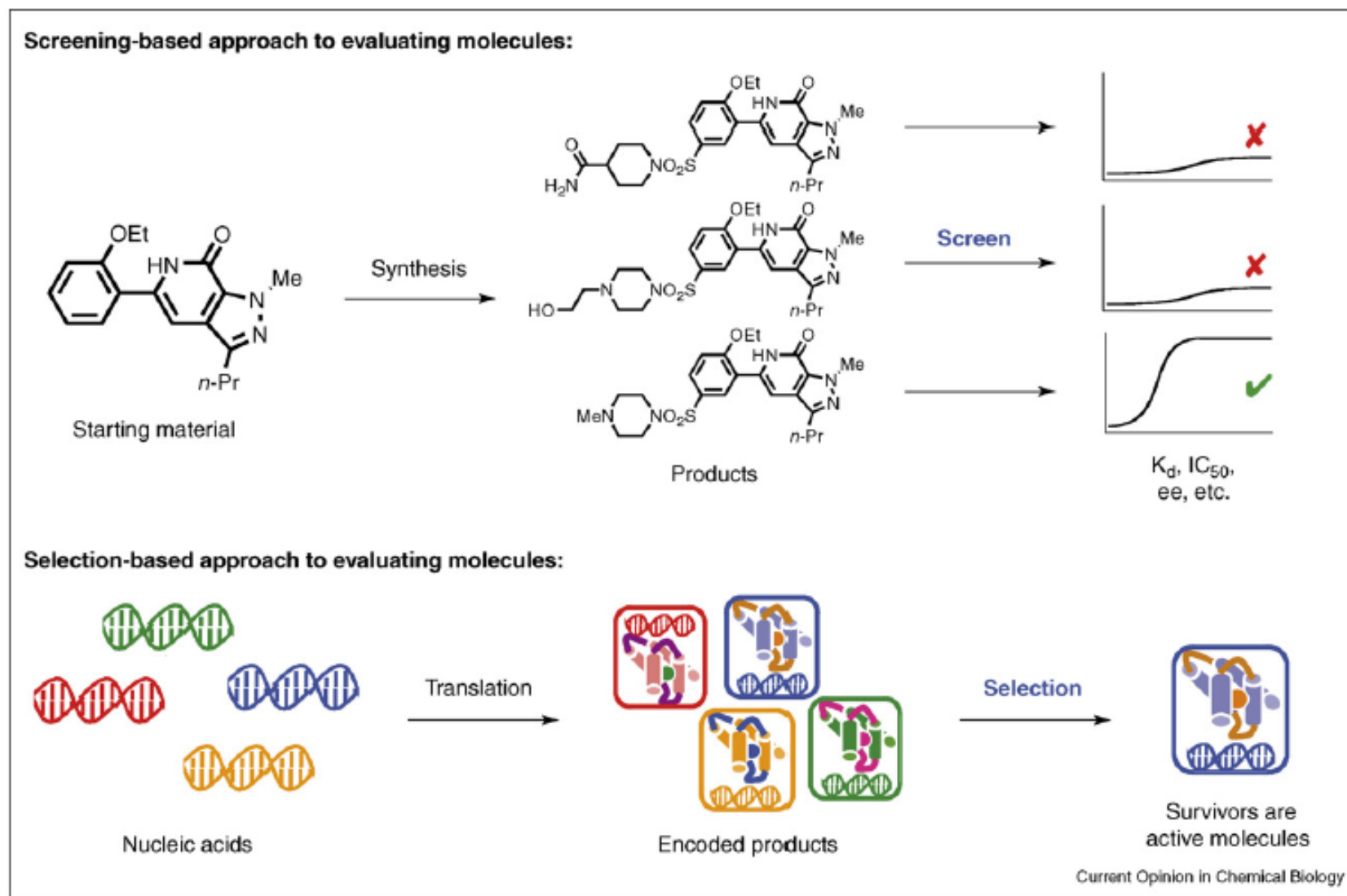


Solving chemical problems through the application of evolutionary principles

Mary M Rozenman, Brian R McNaughton and David R Liu

Current Opinion in Chemical Biology 2007, 11:259-268

Figure 1



Evaluating molecules by screening and selection. In a screen (top), molecules are individually assayed for a desired property. In a selection (bottom), a library of compounds is separated into active and inactive members in a single experiment. ee, enantiomeric excess; IC_{50} , 50% inhibitory concentration; K_d , dissociation constant.



Cite this: *Dalton Trans.*, 2015, **44**,
3673

Redox-active and DNA-binding coordination complexes of clotrimazole†

Soledad Betanzos-Lara,^{‡a} Nikola P. Chmel,^{‡b} Matthew T. Zimmerman,^c
Lidia R. Barrón-Sosa,^a Claudio Garino,^d Luca Salassa,^{e,f} Alison Rodger,^b
Julia L. Brumaghim,^c Isabel Gracia-Mora^a and Norah Barba-Behrens^{*a}

Introduction

Platinum complexes are the most widely used metal-based anticancer drugs;^{1,2} however, new generations of agents that also possess anticancer activity but which can widen the spectrum of treatable cancers, reduce toxic side effects, and overcome resistance are needed. Multi-targeted drugs have

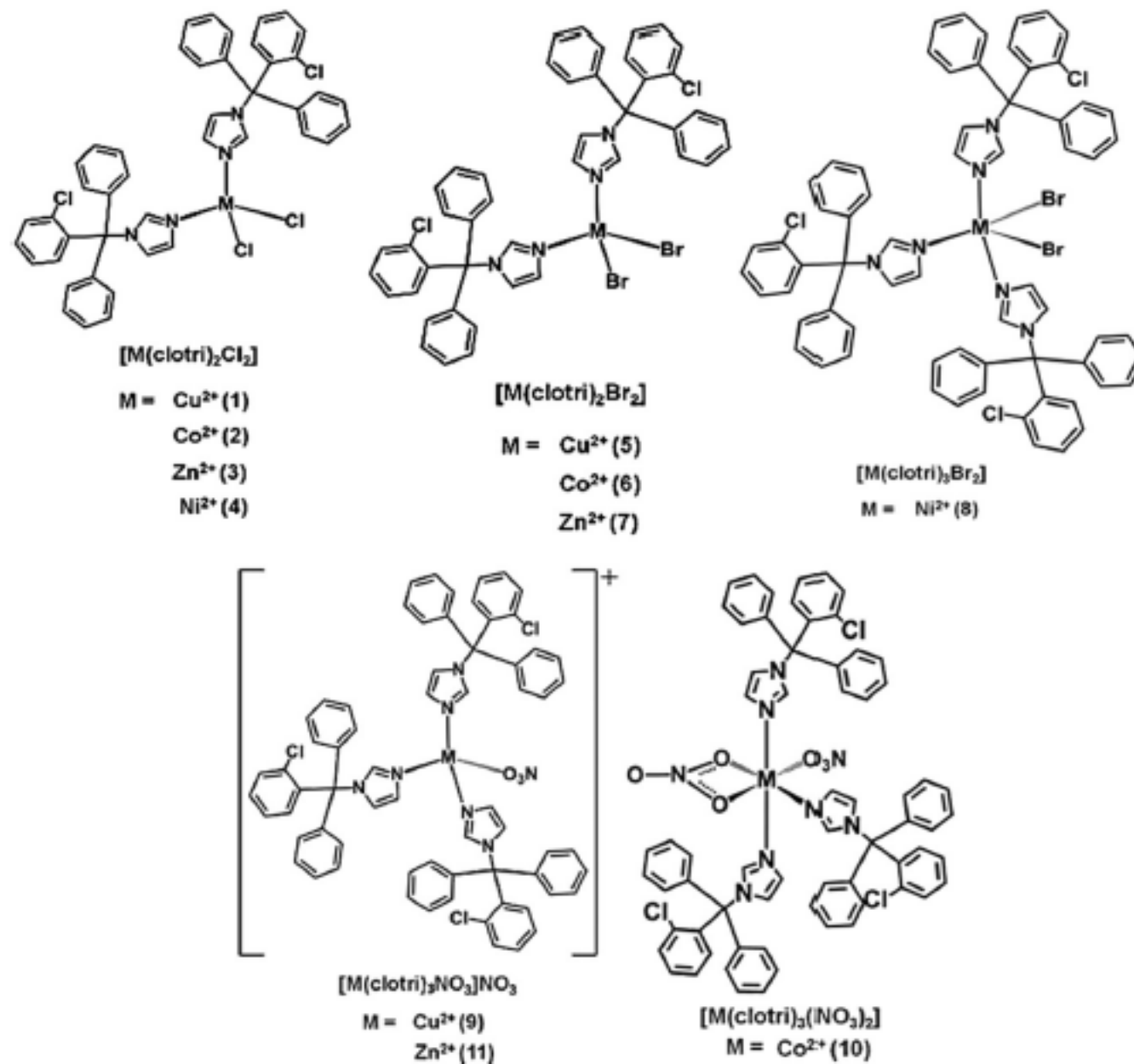
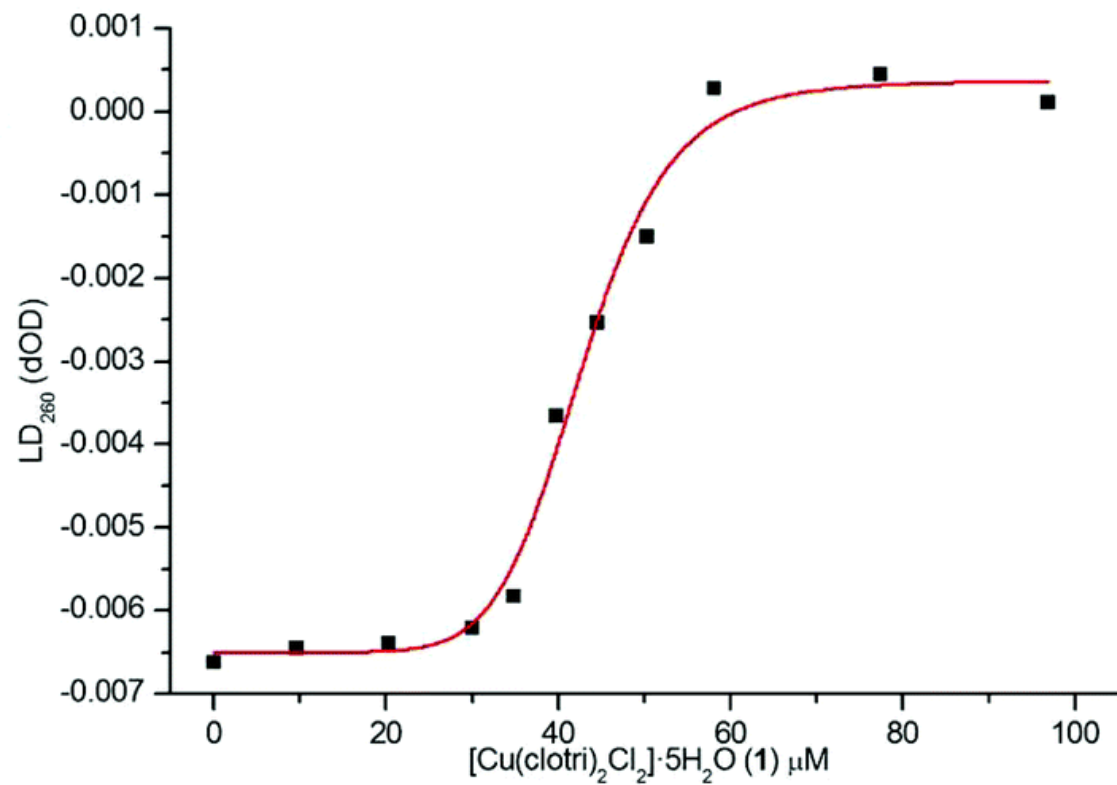
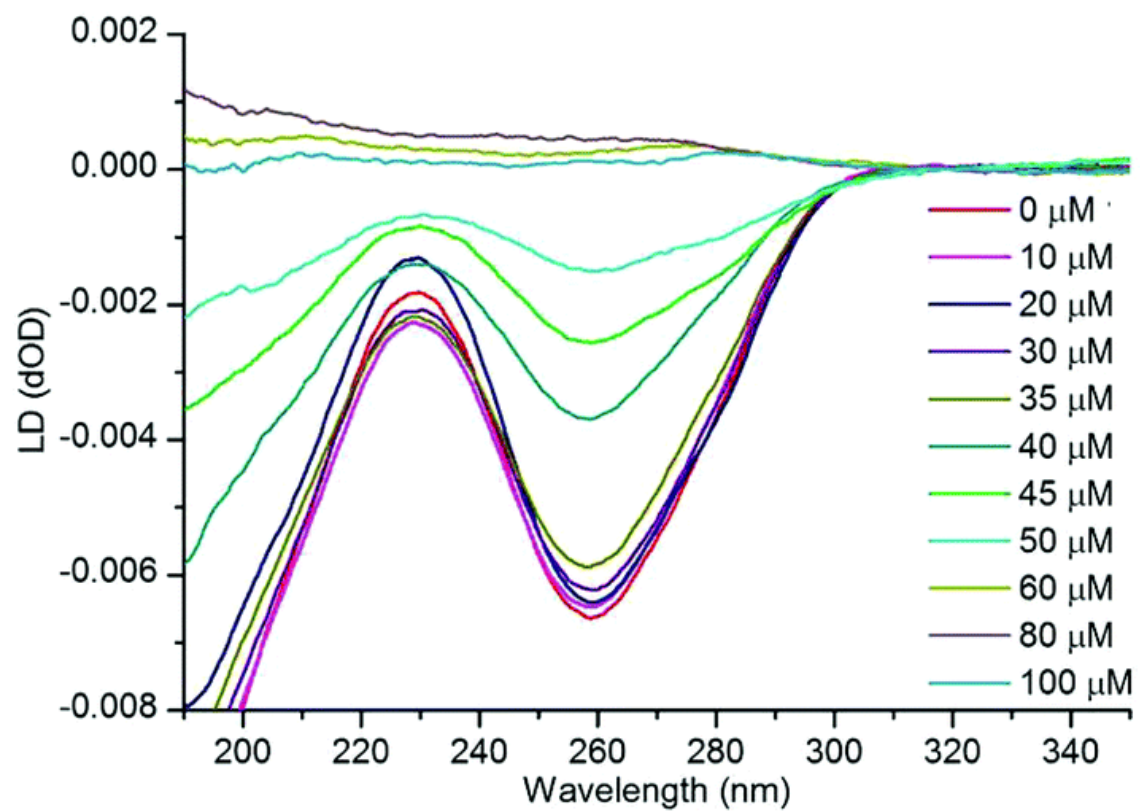


Fig. 1 General structures of the Cu^{II}, Co^{II}, Zn^{II}, and Ni^{II} complexes of clotrimazole (clotri) studied in this work.





Published on Web 09/23/2004

Isothermal Titration Calorimetry Studies on the Binding of DNA Bases and PNA Base Monomers to Gold Nanoparticles

A. Gourishankar,[†] Sourabh Shukla,[‡] Krishna N. Ganesh,^{*,†} and Murali Sastry^{*,‡}

*Organic Chemistry (Synthesis) and Materials Chemistry Divisions, National Chemical Laboratory,
Pune 411 008, India*

Received June 1, 2004; E-mail: sastry@ems.ncl.res.in; kng@ems.ncl.res.in

