





SETTING UP YOUR ACCOUNTS

In order to complete the remaining activities in this book, you will need to make sure the relevant computer accounts are active and functioning. Which accounts you may need will depend on how your instructor has decided to provide you access to the class data sets. Most of the scripts provided to work. As a registered student, you should already have a PSU ODIN account but you may need to setup your engineering accounts.

 PURPOSE The purpose of this activity is to set up your required computer accounts so that you can access software and tools.	 LEARNING OBJECTIVE Become familiar with needed student accounts.
 REQUIRED RESOURCES <ul style="list-style-type: none">Additional instructions from course instructor	
 TIME ALLOCATED <p>15 minutes, to be completed prior to first class meeting.</p>	

TASKS



Account Setup

- If needed, confirm access to your course management software. In the remaining activities this is referred to as online course management software.
- If needed, setup your accounts to access the computers in the teaching laboratories. Confirm that you can log in to these computers.
- If needed, create and setup your PostgreSQL account:
 - If your instructor has created a local PostgreSQL database, you will need an account to do this. After you have created, test logging in to your database by connecting.

DELIVERABLE



Login to course management site and complete the survey for Activity 5.

ASSESSMENT



Participation points (10) for completing survey

