

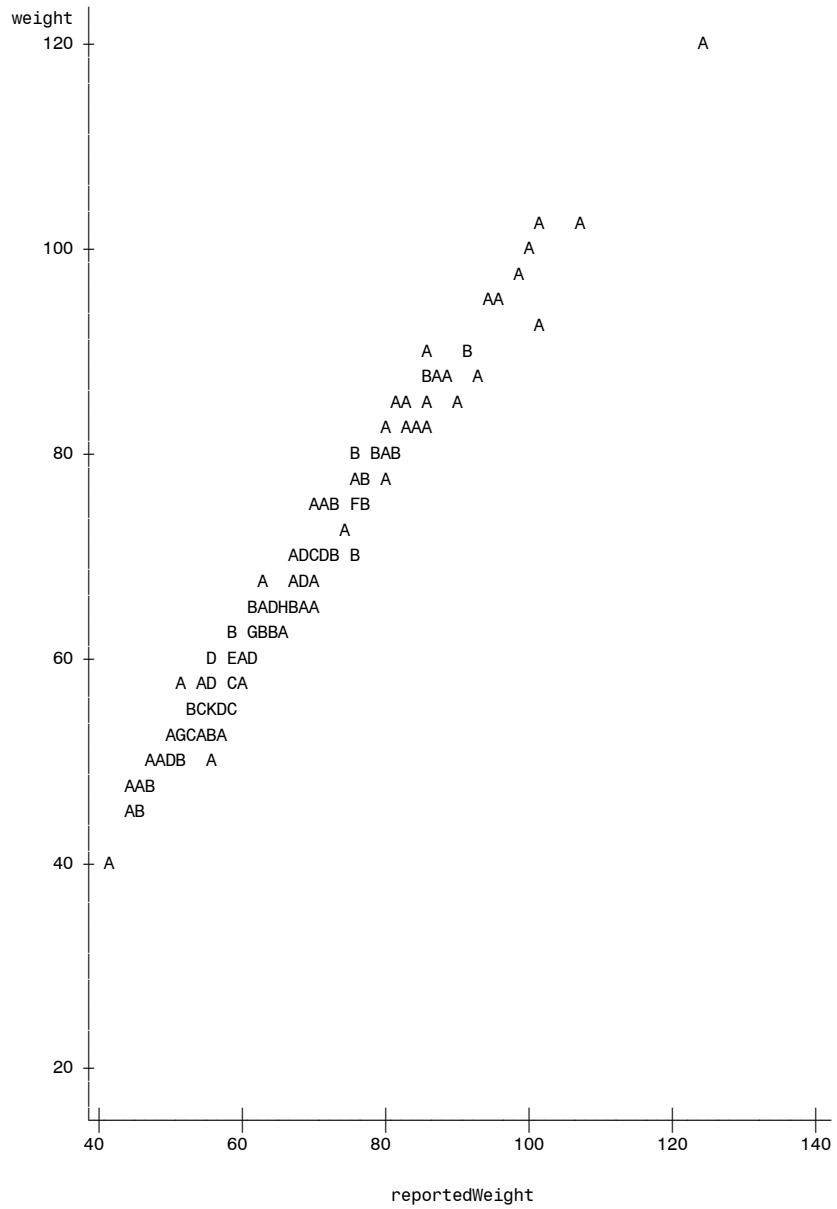
Davis data

| Obs | obs | sex | weight | height | reportedWeight | reportedHeight |
|-----|-----|-----|--------|--------|----------------|----------------|
| 1 | 1 | M | 77 | 182 | 77 | 180 |
| 2 | 2 | F | 58 | 161 | 51 | 159 |
| 3 | 3 | F | 53 | 161 | 54 | 158 |
| 4 | 4 | M | 68 | 177 | 70 | 175 |
| 5 | 5 | F | 59 | 157 | 59 | 155 |
| 6 | 6 | M | 76 | 170 | 76 | 165 |
| 7 | 7 | M | 76 | 167 | 77 | 165 |
| 8 | 8 | M | 69 | 186 | 73 | 180 |
| 9 | 9 | M | 71 | 178 | 71 | 175 |
| 10 | 10 | M | 65 | 171 | 64 | 170 |

The MEANS Procedure

| Variable | N | Mean | Std Dev | Minimum | Maximum |
|-----------------|----------|-------------|----------------|----------------|----------------|
| obs | 200 | 100.5000000 | 57.8791845 | 1.0000000 | 200.0000000 |
| weight | 200 | 65.2550000 | 13.3228174 | 39.0000000 | 119.0000000 |
| height | 200 | 170.5650000 | 8.9322281 | 148.0000000 | 197.0000000 |
| reportedWeight | 183 | 65.6229508 | 13.7766692 | 41.0000000 | 124.0000000 |
| reportedHeight | 183 | 168.4972678 | 9.4670477 | 148.0000000 | 200.0000000 |

Plot of weight*reportedWeight. Legend: A = 1 obs, B = 2 obs, etc.



NOTE: 17 obs had missing values.

The REG Procedure
Model: MODEL1
Dependent Variable: weight

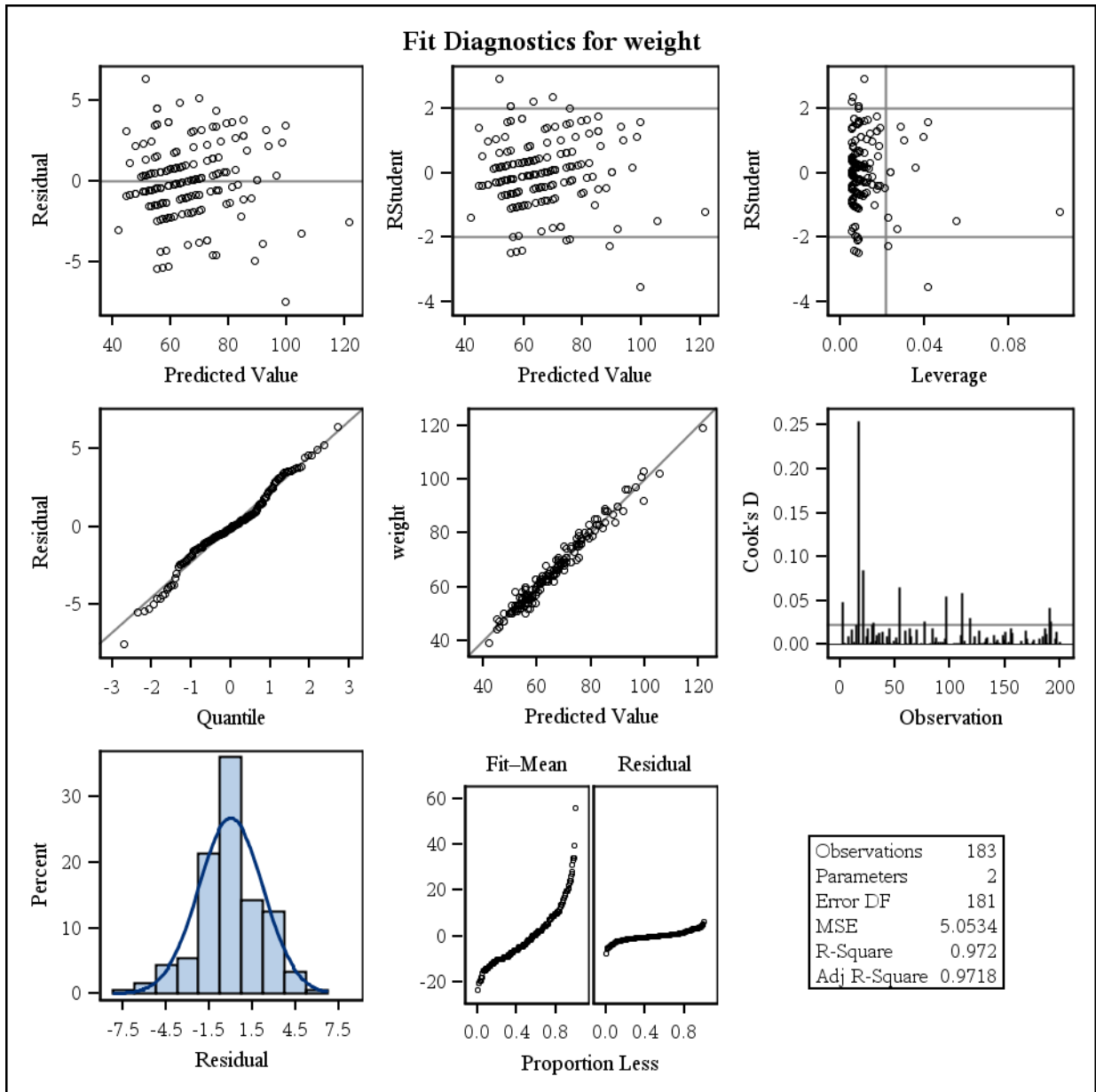
| | |
|--|-----|
| Number of Observations Read | 200 |
| Number of Observations Used | 183 |
| Number of Observations with Missing Values | 17 |

| Analysis of Variance | | | | | |
|----------------------|-----|----------------|-------------|---------|--------|
| Source | DF | Sum of Squares | Mean Square | F Value | Pr > F |
| Model | 1 | 31716 | 31716 | 6276.20 | <.0001 |
| Error | 181 | 914.66254 | 5.05338 | | |
| Corrected Total | 182 | 32631 | | | |

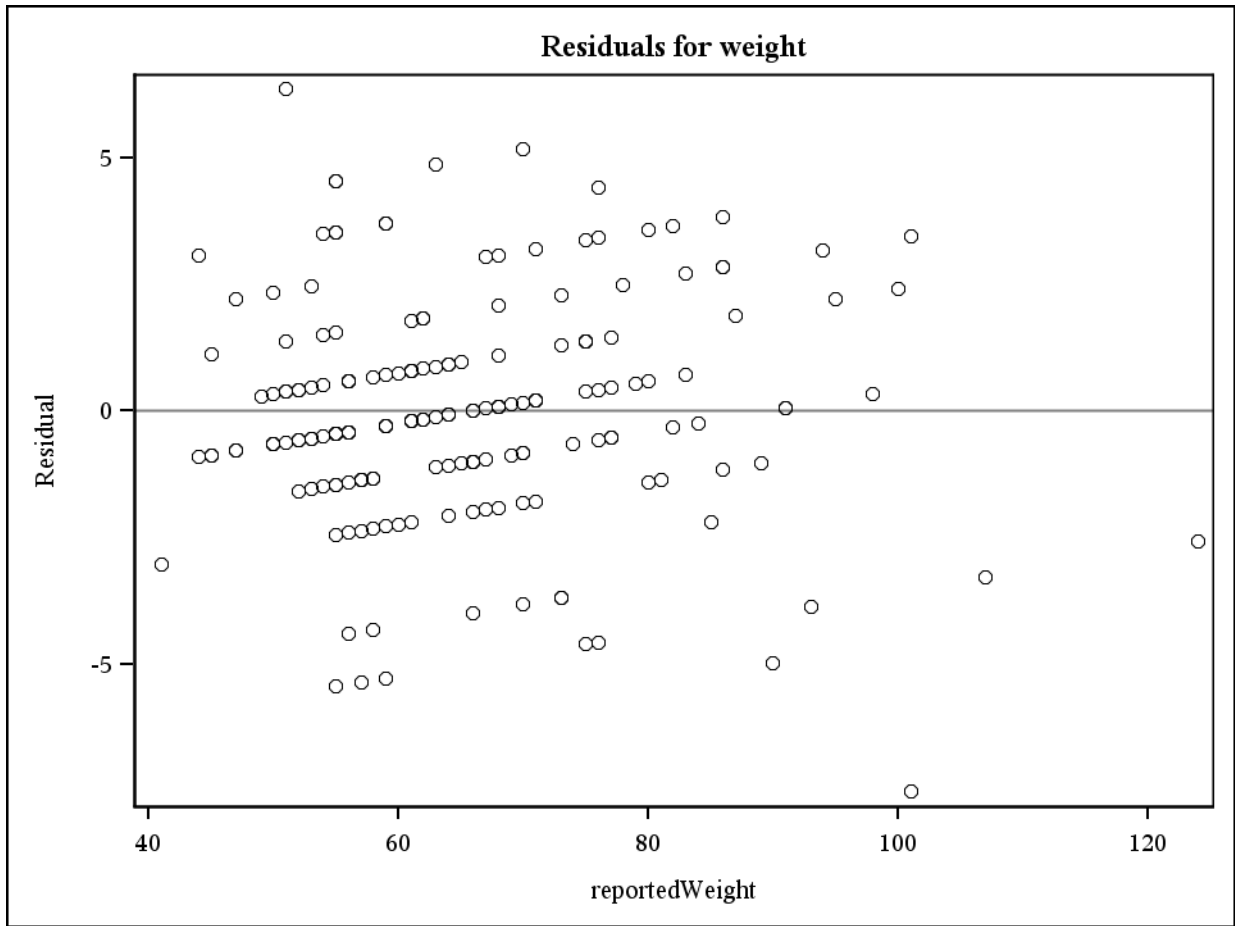
| | | | |
|----------------|----------|----------|--------|
| Root MSE | 2.24797 | R-Square | 0.9720 |
| Dependent Mean | 65.62842 | Adj R-Sq | 0.9718 |
| Coeff Var | 3.42530 | | |

| Parameter Estimates | | | | | |
|---------------------|----|--------------------|----------------|---------|---------|
| Variable | DF | Parameter Estimate | Standard Error | t Value | Pr > t |
| Intercept | 1 | 2.74798 | 0.81093 | 3.39 | 0.0009 |
| reportedWeight | 1 | 0.95821 | 0.01210 | 79.22 | <.0001 |

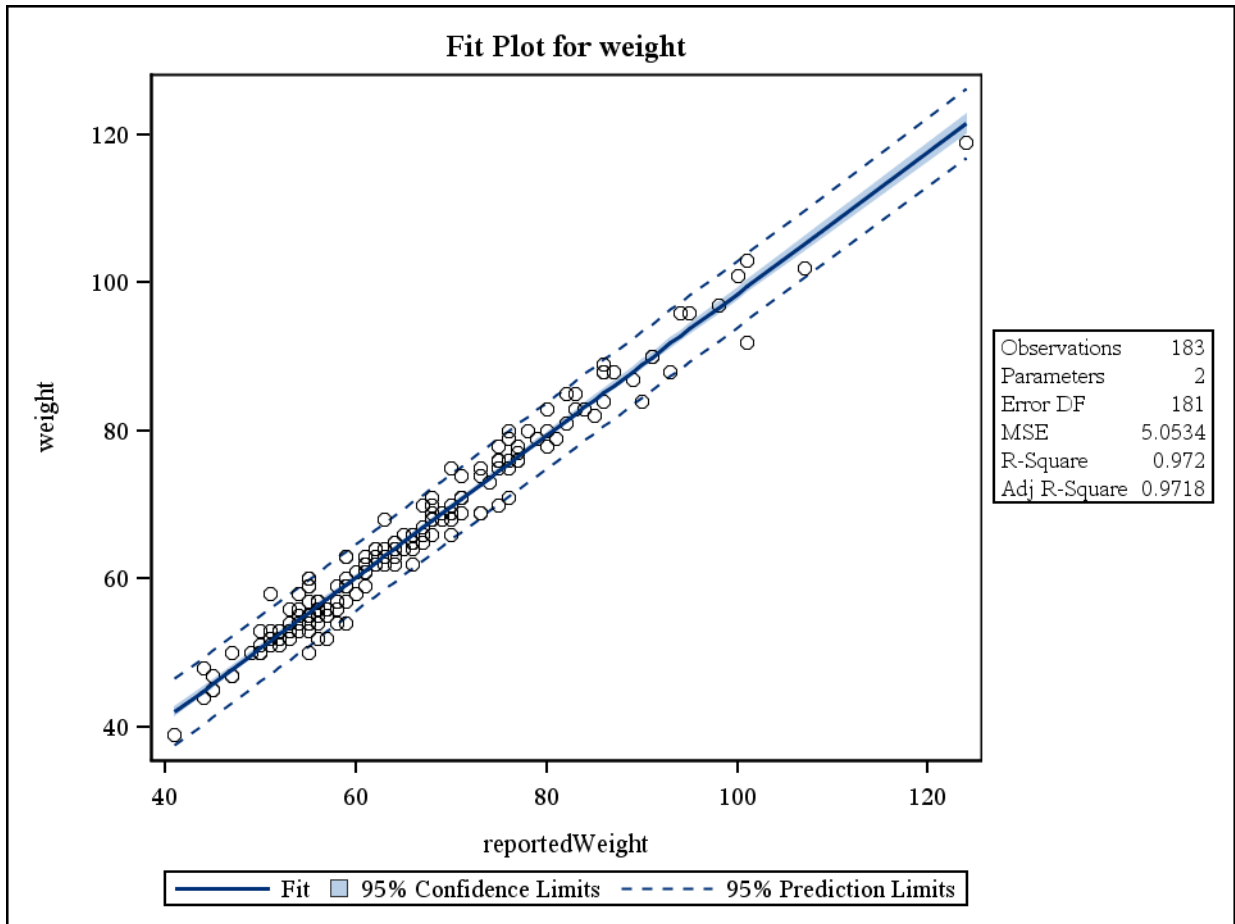
The REG Procedure
Model: MODEL1
Dependent Variable: weight



The REG Procedure
Model: MODEL1
Dependent Variable: weight

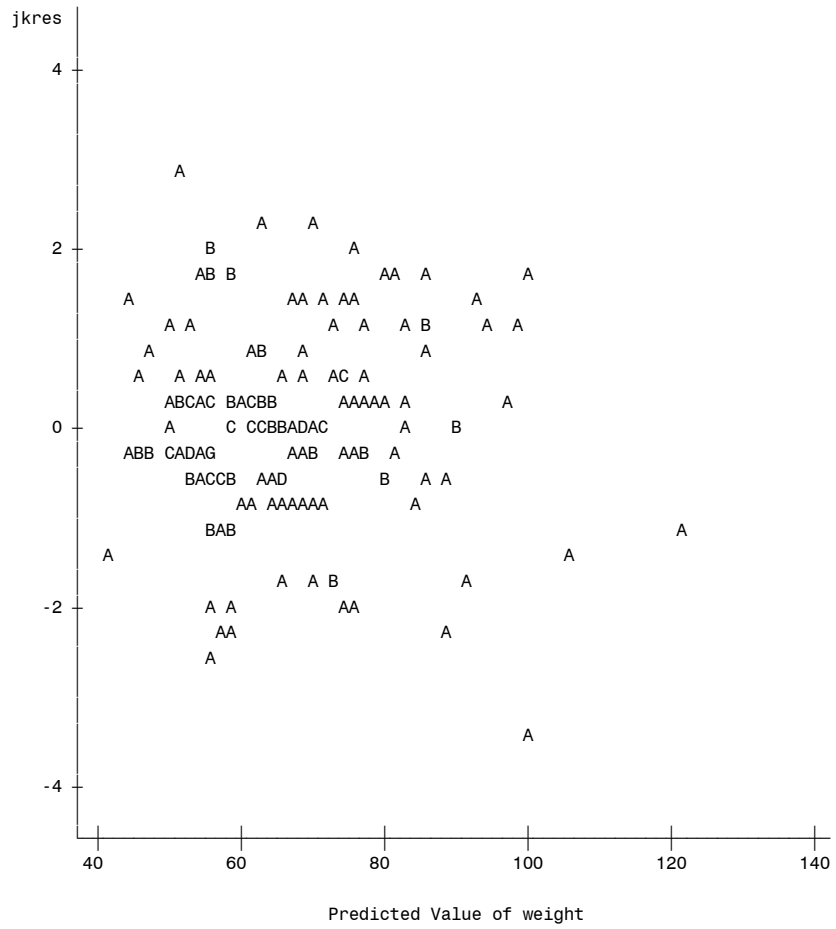


The REG Procedure
Model: MODEL1
Dependent Variable: weight



Davis data

Plot of jkres*pred. Legend: A = 1 obs, B = 2 obs, etc.



NOTE: 17 obs had missing values.

