

<b>Obs</b>	<b>year</b>	<b>participation</b>	<b>fertrate</b>	<b>menwages</b>	<b>womenwages</b>	<b>debt</b>	<b>parttime</b>
<b>1</b>	1946	25.3	3748	25.35	14.05	18.18	10.28
<b>2</b>	1947	24.4	3996	26.14	14.61	28.33	9.28
<b>3</b>	1948	24.2	3725	25.11	14.23	30.55	9.51
<b>4</b>	1949	24.2	3750	25.45	14.61	35.81	8.87
<b>5</b>	1950	23.7	3669	26.79	15.26	38.39	8.54
<b>6</b>	1951	24.2	3682	26.33	14.58	26.52	8.84
<b>7</b>	1952	24.1	3845	27.89	15.66	45.65	8.60
<b>8</b>	1953	23.8	3905	29.15	16.30	52.99	5.49
<b>9</b>	1954	23.6	4047	29.52	16.57	54.84	6.67
<b>10</b>	1955	24.3	4043	32.05	17.99	65.53	6.25

**The REG Procedure**  
**Model: MODEL1**  
**Dependent Variable: participation**

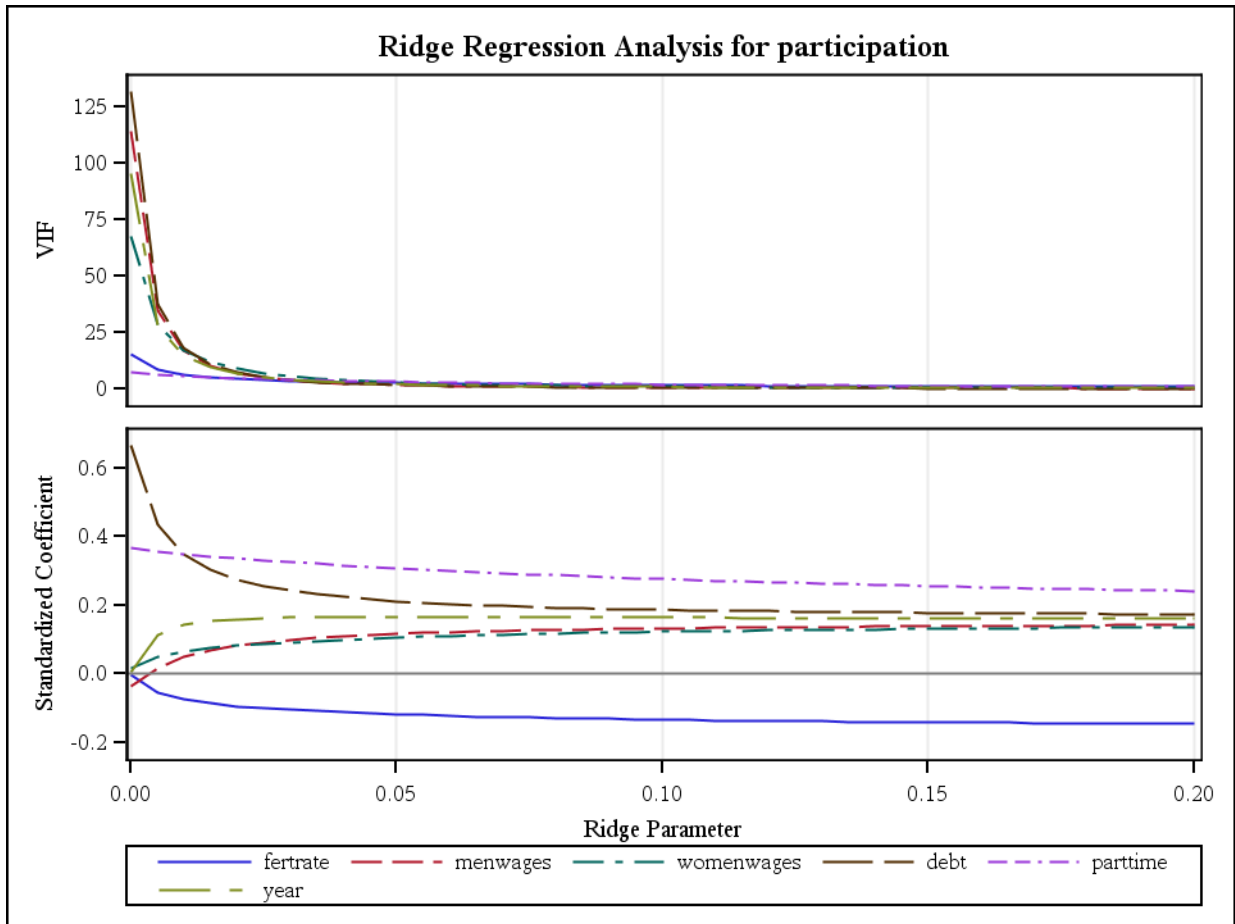
Number of Observations Read	30
Number of Observations Used	30

Analysis of Variance					
Source	DF	Sum of Squares	Mean Square	F Value	Pr > F
Model	6	1020.15110	170.02518	587.30	<.0001
Error	23	6.65857	0.28950		
Corrected Total	29	1026.80967			

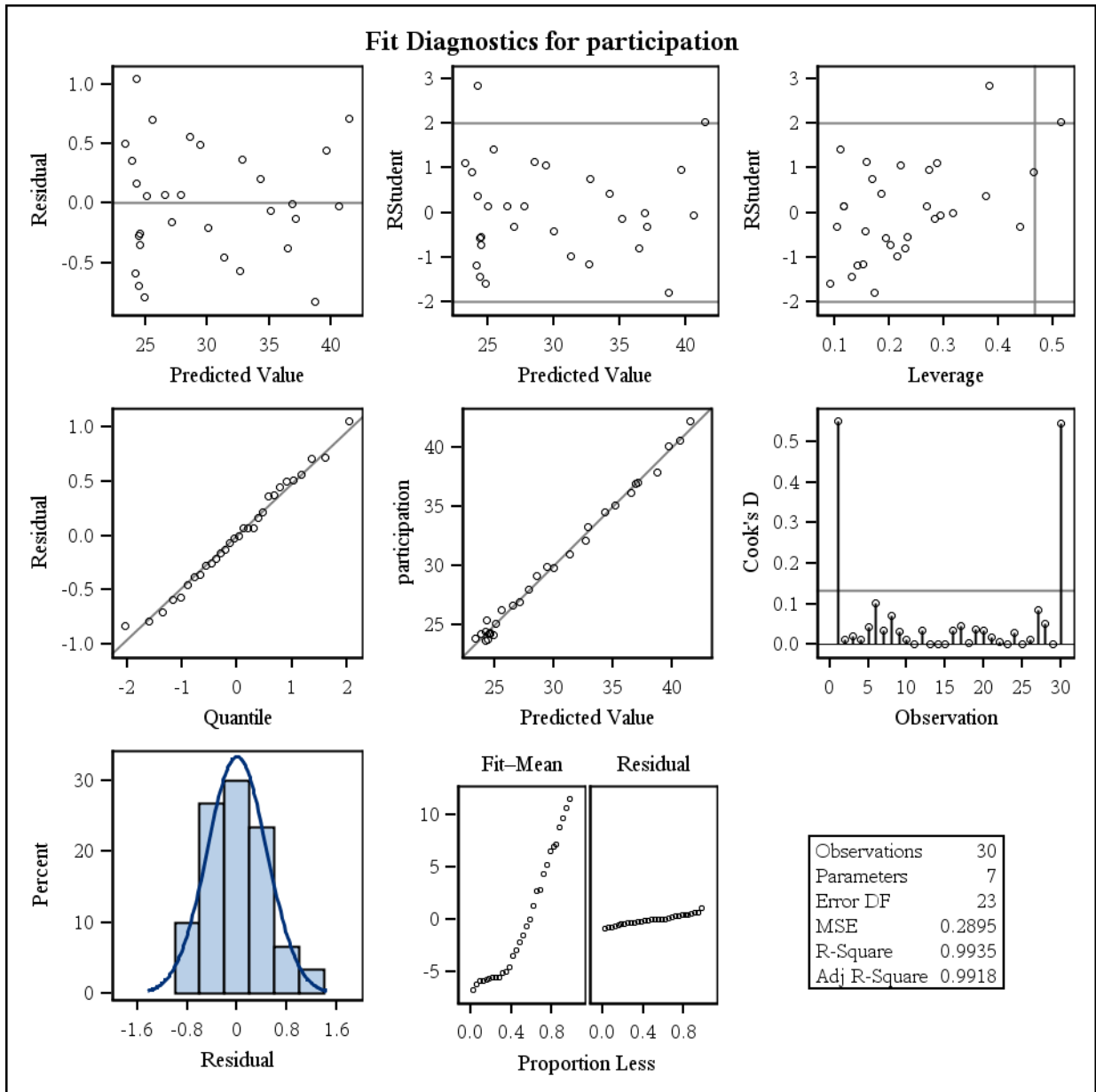
Root MSE	0.53805	R-Square	0.9935
Dependent Mean	29.99667	Adj R-Sq	0.9918
Coeff Var	1.79372		

Parameter Estimates						
Variable	DF	Parameter Estimate	Standard Error	t Value	Pr >  t	Variance Inflation
Intercept	1	8.14186	212.86023	0.04	0.9698	0
fertrate	1	-0.00000195	0.00050111	-0.00	0.9969	15.14634
menwages	1	-0.02919	0.15022	-0.19	0.8477	113.91544
womenwages	1	0.01984	0.17444	0.11	0.9104	67.32553
debt	1	0.06397	0.01850	3.46	0.0021	131.65806
parttime	1	0.65657	0.08205	8.00	<.0001	7.55237
year	1	0.00445	0.11072	0.04	0.9683	95.16237

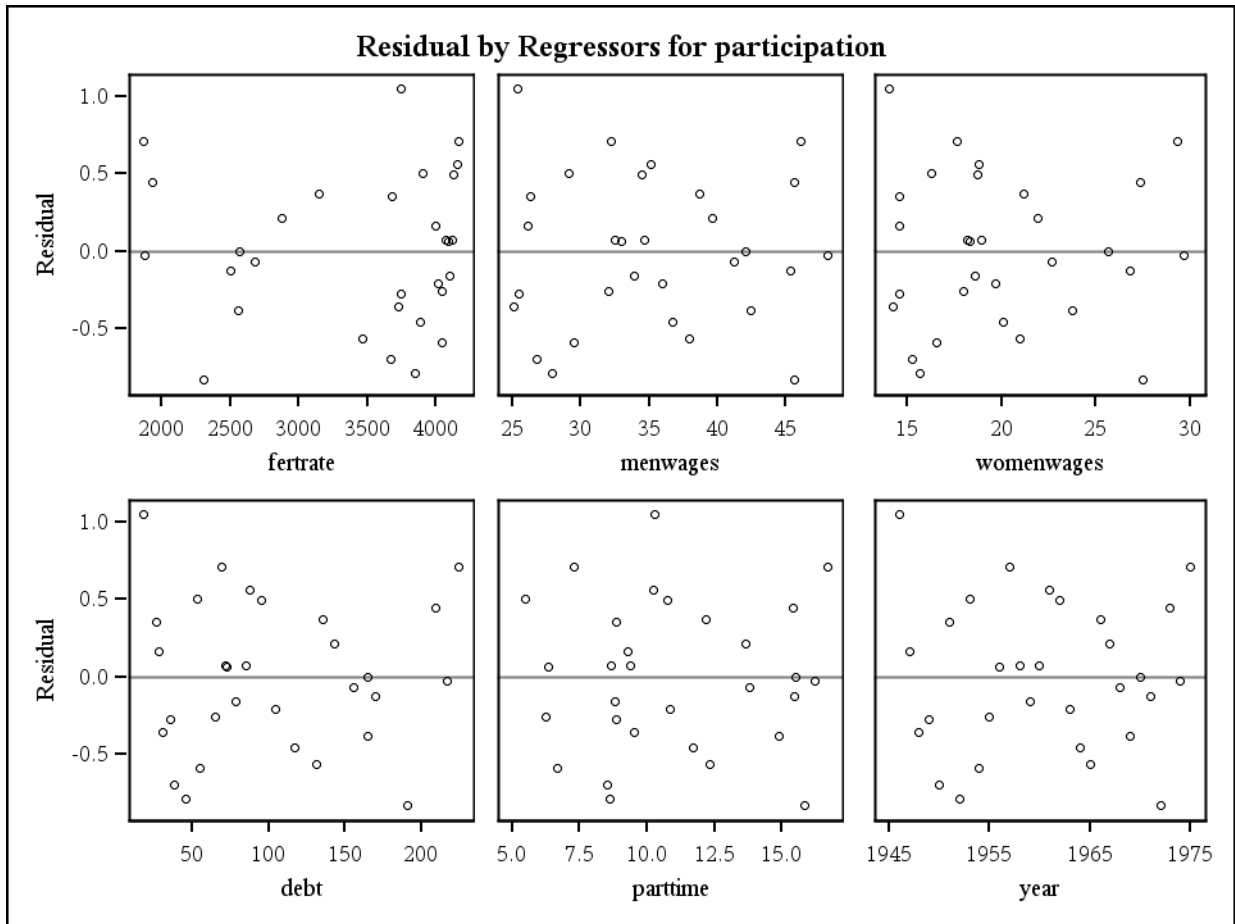
**The REG Procedure**  
**Model: MODEL1**  
**Dependent Variable: participation**



**The REG Procedure**  
**Model: MODEL1**  
**Dependent Variable: participation**



**The REG Procedure**  
**Model: MODEL1**  
**Dependent Variable: participation**



Obs	_MODEL_	_TYPE_	_DEPVAR_	_RIDGE_	_PCOMIT_	_RMSE_	Intercept	fertrate
1	MODEL1	PARMS	participation	.	.	0.53805	8.142	-0.0000
2	MODEL1	RIDGEVIF	participation	0.000	.	.	.	15.1463
3	MODEL1	RIDGE	participation	0.000	.	0.53805	8.142	-0.0000
4	MODEL1	RIDGEVIF	participation	0.005	.	.	.	8.2764
5	MODEL1	RIDGE	participation	0.005	.	0.55581	-132.795	-0.0004
6	MODEL1	RIDGEVIF	participation	0.010	.	.	.	6.1408
7	MODEL1	RIDGE	participation	0.010	.	0.57229	-170.538	-0.0006
8	MODEL1	RIDGEVIF	participation	0.015	.	.	.	5.0585
9	MODEL1	RIDGE	participation	0.015	.	0.58412	-186.024	-0.0007
10	MODEL1	RIDGEVIF	participation	0.020	.	.	.	4.3828
11	MODEL1	RIDGE	participation	0.020	.	0.59327	-193.601	-0.0007
12	MODEL1	RIDGEVIF	participation	0.025	.	.	.	3.9084
13	MODEL1	RIDGE	participation	0.025	.	0.60085	-197.648	-0.0008
14	MODEL1	RIDGEVIF	participation	0.030	.	.	.	3.5499
15	MODEL1	RIDGE	participation	0.030	.	0.60745	-199.894	-0.0008
16	MODEL1	RIDGEVIF	participation	0.035	.	.	.	3.2649

Obs	menwages	womenwages	debt	parttime	year	participation
1	-0.029	0.0198	0.064	0.65657	0.0045	-1
2	113.915	67.3255	131.658	7.55237	95.1624	-1
3	-0.029	0.0198	0.064	0.65657	0.0045	-1
4	34.694	28.2695	37.675	6.48372	27.8989	-1
5	0.016	0.0659	0.042	0.63518	0.0771	-1
6	17.006	17.2071	18.212	5.78669	14.7249	-1
7	0.042	0.0836	0.033	0.62139	0.0964	-1
8	10.199	11.9106	10.855	5.25537	9.5229	-1
9	0.059	0.0953	0.029	0.60971	0.1044	-1
10	6.858	8.8434	7.259	4.82284	6.8275	-1
11	0.070	0.1041	0.026	0.59911	0.1083	-1
12	4.967	6.8754	5.223	4.45763	5.2149	-1
13	0.078	0.1113	0.025	0.58929	0.1103	-1
14	3.791	5.5257	3.955	4.14217	4.1597	-1
15	0.084	0.1173	0.023	0.58010	0.1115	-1
16	3.009	4.5548	3.109	3.86544	3.4252	-1

Obs	_MODEL_	_TYPE_	_DEPVAR_	_RIDGE_	_PCOMIT_	_RMSE_	Intercept	fertrate
17	MODEL1	RIDGE	participation	0.035	.	0.61340	-201.139	-0.0008
18	MODEL1	RIDGEVIF	participation	0.040	.	.	.	3.0302
19	MODEL1	RIDGE	participation	0.040	.	0.61891	-201.790	-0.0009
20	MODEL1	RIDGEVIF	participation	0.045	.	.	.	2.8316
21	MODEL1	RIDGE	participation	0.045	.	0.62408	-202.076	-0.0009
22	MODEL1	RIDGEVIF	participation	0.050	.	.	.	2.6603
23	MODEL1	RIDGE	participation	0.050	.	0.62899	-202.129	-0.0009
24	MODEL1	RIDGEVIF	participation	0.055	.	.	.	2.5102
25	MODEL1	RIDGE	participation	0.055	.	0.63371	-202.033	-0.0009
26	MODEL1	RIDGEVIF	participation	0.060	.	.	.	2.3771
27	MODEL1	RIDGE	participation	0.060	.	0.63826	-201.837	-0.0009
28	MODEL1	RIDGEVIF	participation	0.065	.	.	.	2.2578
29	MODEL1	RIDGE	participation	0.065	.	0.64268	-201.578	-0.0009
30	MODEL1	RIDGEVIF	participation	0.070	.	.	.	2.1501
31	MODEL1	RIDGE	participation	0.070	.	0.64698	-201.276	-0.0010
32	MODEL1	RIDGEVIF	participation	0.075	.	.	.	2.0521

Obs	menwages	womenwages	debt	parttime	year	participation
17	0.088	0.1224	0.022	0.57147	0.1122	-1
18	2.461	3.8305	2.515	3.61997	2.8901	-1
19	0.092	0.1269	0.022	0.56334	0.1125	-1
20	2.061	3.2743	2.083	3.40038	2.4863	-1
21	0.095	0.1308	0.021	0.55565	0.1127	-1
22	1.761	2.8370	1.757	3.20261	2.1728	-1
23	0.098	0.1343	0.020	0.54838	0.1127	-1
24	1.528	2.4864	1.505	3.02350	1.9238	-1
25	0.100	0.1375	0.020	0.54149	0.1127	-1
26	1.345	2.2006	1.307	2.86052	1.7220	-1
27	0.102	0.1403	0.020	0.53495	0.1126	-1
28	1.197	1.9641	1.147	2.71162	1.5558	-1
29	0.104	0.1429	0.019	0.52874	0.1125	-1
30	1.076	1.7661	1.016	2.57508	1.4169	-1
31	0.105	0.1452	0.019	0.52282	0.1124	-1
32	0.975	1.5985	0.909	2.44949	1.2994	-1

Obs	_MODEL_	_TYPE_	_DEPVAR_	_RIDGE_	_PCOMIT_	_RMSE_	Intercept	fertrate
33	MODEL1	RIDGE	participation	0.075	.	0.65117	-200.949	-0.0010
34	MODEL1	RIDGEVIF	participation	0.080	.	.	.	1.9625
35	MODEL1	RIDGE	participation	0.080	.	0.65528	-200.606	-0.0010
36	MODEL1	RIDGEVIF	participation	0.085	.	.	.	1.8802
37	MODEL1	RIDGE	participation	0.085	.	0.65931	-200.255	-0.0010
38	MODEL1	RIDGEVIF	participation	0.090	.	.	.	1.8042
39	MODEL1	RIDGE	participation	0.090	.	0.66327	-199.900	-0.0010
40	MODEL1	RIDGEVIF	participation	0.095	.	.	.	1.7337
41	MODEL1	RIDGE	participation	0.095	.	0.66716	-199.546	-0.0010
42	MODEL1	RIDGEVIF	participation	0.100	.	.	.	1.6682
43	MODEL1	RIDGE	participation	0.100	.	0.67099	-199.195	-0.0010
44	MODEL1	RIDGEVIF	participation	0.105	.	.	.	1.6071
45	MODEL1	RIDGE	participation	0.105	.	0.67476	-198.849	-0.0010
46	MODEL1	RIDGEVIF	participation	0.110	.	.	.	1.5499
47	MODEL1	RIDGE	participation	0.110	.	0.67849	-198.508	-0.0010
48	MODEL1	RIDGEVIF	participation	0.115	.	.	.	1.4964

Obs	menwages	womenwages	debt	parttime	year	participation
33	0.107	0.1474	0.019	0.51718	0.1122	-1
34	0.891	1.4551	0.818	2.33361	1.1988	-1
35	0.108	0.1494	0.019	0.51179	0.1121	-1
36	0.819	1.3315	0.742	2.22642	1.1120	-1
37	0.109	0.1513	0.018	0.50665	0.1119	-1
38	0.757	1.2241	0.676	2.12702	1.0363	-1
39	0.110	0.1530	0.018	0.50172	0.1117	-1
40	0.703	1.1301	0.620	2.03463	0.9699	-1
41	0.111	0.1546	0.018	0.49701	0.1116	-1
42	0.657	1.0473	0.571	1.94859	0.9111	-1
43	0.111	0.1561	0.018	0.49249	0.1114	-1
44	0.616	0.9740	0.528	1.86828	0.8587	-1
45	0.112	0.1575	0.018	0.48815	0.1112	-1
46	0.579	0.9087	0.491	1.79320	0.8118	-1
47	0.113	0.1588	0.018	0.48398	0.1111	-1
48	0.547	0.8502	0.457	1.72288	0.7697	-1



Obs	_MODEL_	_TYPE_	_DEPVAR_	_RIDGE_	_PCOMIT_	_RMSE_	Intercept	fertrate
49	MODEL1	RIDGE	participation	0.115	.	0.68217	-198.174	-0.0010
50	MODEL1	RIDGEVIF	participation	0.120	.	.	.	1.4460
51	MODEL1	RIDGE	participation	0.120	.	0.68581	-197.846	-0.0010
52	MODEL1	RIDGEVIF	participation	0.125	.	.	.	1.3986
53	MODEL1	RIDGE	participation	0.125	.	0.68941	-197.526	-0.0011
54	MODEL1	RIDGEVIF	participation	0.130	.	.	.	1.3539
55	MODEL1	RIDGE	participation	0.130	.	0.69297	-197.213	-0.0011
56	MODEL1	RIDGEVIF	participation	0.135	.	.	.	1.3117
57	MODEL1	RIDGE	participation	0.135	.	0.69650	-196.907	-0.0011
58	MODEL1	RIDGEVIF	participation	0.140	.	.	.	1.2717
59	MODEL1	RIDGE	participation	0.140	.	0.70000	-196.608	-0.0011
60	MODEL1	RIDGEVIF	participation	0.145	.	.	.	1.2337
61	MODEL1	RIDGE	participation	0.145	.	0.70347	-196.315	-0.0011
62	MODEL1	RIDGEVIF	participation	0.150	.	.	.	1.1977
63	MODEL1	RIDGE	participation	0.150	.	0.70692	-196.030	-0.0011
64	MODEL1	RIDGEVIF	participation	0.155	.	.	.	1.1635

Obs	menwages	womenwages	debt	parttime	year	participation
49	0.114	0.1601	0.018	0.47996	0.1109	-1
50	0.518	0.7977	0.428	1.65691	0.7315	-1
51	0.114	0.1612	0.018	0.47610	0.1108	-1
52	0.492	0.7503	0.401	1.59492	0.6968	-1
53	0.115	0.1623	0.017	0.47238	0.1106	-1
54	0.468	0.7074	0.378	1.53659	0.6651	-1
55	0.115	0.1634	0.017	0.46880	0.1105	-1
56	0.446	0.6684	0.356	1.48163	0.6361	-1
57	0.116	0.1643	0.017	0.46533	0.1103	-1
58	0.427	0.6328	0.337	1.42976	0.6095	-1
59	0.116	0.1653	0.017	0.46199	0.1102	-1
60	0.409	0.6002	0.319	1.38075	0.5849	-1
61	0.116	0.1661	0.017	0.45875	0.1101	-1
62	0.392	0.5703	0.303	1.33440	0.5621	-1
63	0.117	0.1670	0.017	0.45563	0.1099	-1
64	0.377	0.5428	0.289	1.29050	0.5410	-1

Obs	_MODEL_	_TYPE_	_DEPVAR_	_RIDGE_	_PCOMIT_	_RMSE_	Intercept	fertrate
65	MODEL1	RIDGE	participation	0.155	.	0.71034	-195.750	-0.0011
66	MODEL1	RIDGEVIF	participation	0.160	.	.	.	1.1310
67	MODEL1	RIDGE	participation	0.160	.	0.71374	-195.477	-0.0011
68	MODEL1	RIDGEVIF	participation	0.165	.	.	.	1.0999
69	MODEL1	RIDGE	participation	0.165	.	0.71712	-195.210	-0.0011
70	MODEL1	RIDGEVIF	participation	0.170	.	.	.	1.0703
71	MODEL1	RIDGE	participation	0.170	.	0.72048	-194.948	-0.0011
72	MODEL1	RIDGEVIF	participation	0.175	.	.	.	1.0421
73	MODEL1	RIDGE	participation	0.175	.	0.72383	-194.691	-0.0011
74	MODEL1	RIDGEVIF	participation	0.180	.	.	.	1.0150
75	MODEL1	RIDGE	participation	0.180	.	0.72716	-194.440	-0.0011
76	MODEL1	RIDGEVIF	participation	0.185	.	.	.	0.9892
77	MODEL1	RIDGE	participation	0.185	.	0.73048	-194.193	-0.0011
78	MODEL1	RIDGEVIF	participation	0.190	.	.	.	0.9644
79	MODEL1	RIDGE	participation	0.190	.	0.73378	-193.951	-0.0011
80	MODEL1	RIDGEVIF	participation	0.195	.	.	.	0.9407

Obs	menwages	womenwages	debt	parttime	year	participation
65	0.117	0.1678	0.017	0.45260	0.1098	-1
66	0.363	0.5175	0.275	1.24888	0.5214	-1
67	0.118	0.1685	0.017	0.44967	0.1097	-1
68	0.350	0.4940	0.263	1.20937	0.5031	-1
69	0.118	0.1692	0.017	0.44682	0.1096	-1
70	0.337	0.4723	0.251	1.17184	0.4859	-1
71	0.118	0.1699	0.017	0.44406	0.1094	-1
72	0.326	0.4521	0.241	1.13614	0.4699	-1
73	0.118	0.1705	0.017	0.44139	0.1093	-1
74	0.315	0.4334	0.231	1.10216	0.4548	-1
75	0.119	0.1712	0.017	0.43879	0.1092	-1
76	0.305	0.4159	0.222	1.06979	0.4407	-1
77	0.119	0.1717	0.017	0.43626	0.1091	-1
78	0.296	0.3995	0.214	1.03892	0.4273	-1
79	0.119	0.1723	0.017	0.43381	0.1090	-1
80	0.287	0.3842	0.206	1.00945	0.4147	-1

Obs	_MODEL_	_TYPE_	_DEPVAR_	_RIDGE_	_PCOMIT_	_RMSE_	Intercept	fertrate
81	MODEL1	RIDGE	participation	0.195	.	0.73707	-193.714	-0.0011
82	MODEL1	RIDGEVIF	participation	0.200	.	.	.	0.9179
83	MODEL1	RIDGE	participation	0.200	.	0.74035	-193.480	-0.0011

Obs	menwages	womenwages	debt	parttime	year	participation
81	0.119	0.1728	0.017	0.43142	0.1089	-1
82	0.279	0.3699	0.198	0.98130	0.4028	-1
83	0.120	0.1733	0.017	0.42909	0.1087	-1