

The SAS System

Obs	r50	r21	aminoAcid
1	no	no	1.697
2	yes	no	2.032
3	no	yes	2.211
4	yes	yes	2.091
5	no	no	1.601
6	yes	no	2.017
7	no	yes	1.673
8	yes	yes	2.255
9	no	no	1.830
10	yes	no	2.409
11	no	yes	1.973
12	yes	yes	2.987

The GLM Procedure

Class Level Information		
Class	Levels	Values
r50	2	no yes
r21	2	no yes

Number of Observations Read	12
Number of Observations Used	12

The GLM Procedure

Dependent Variable: aminoAcid

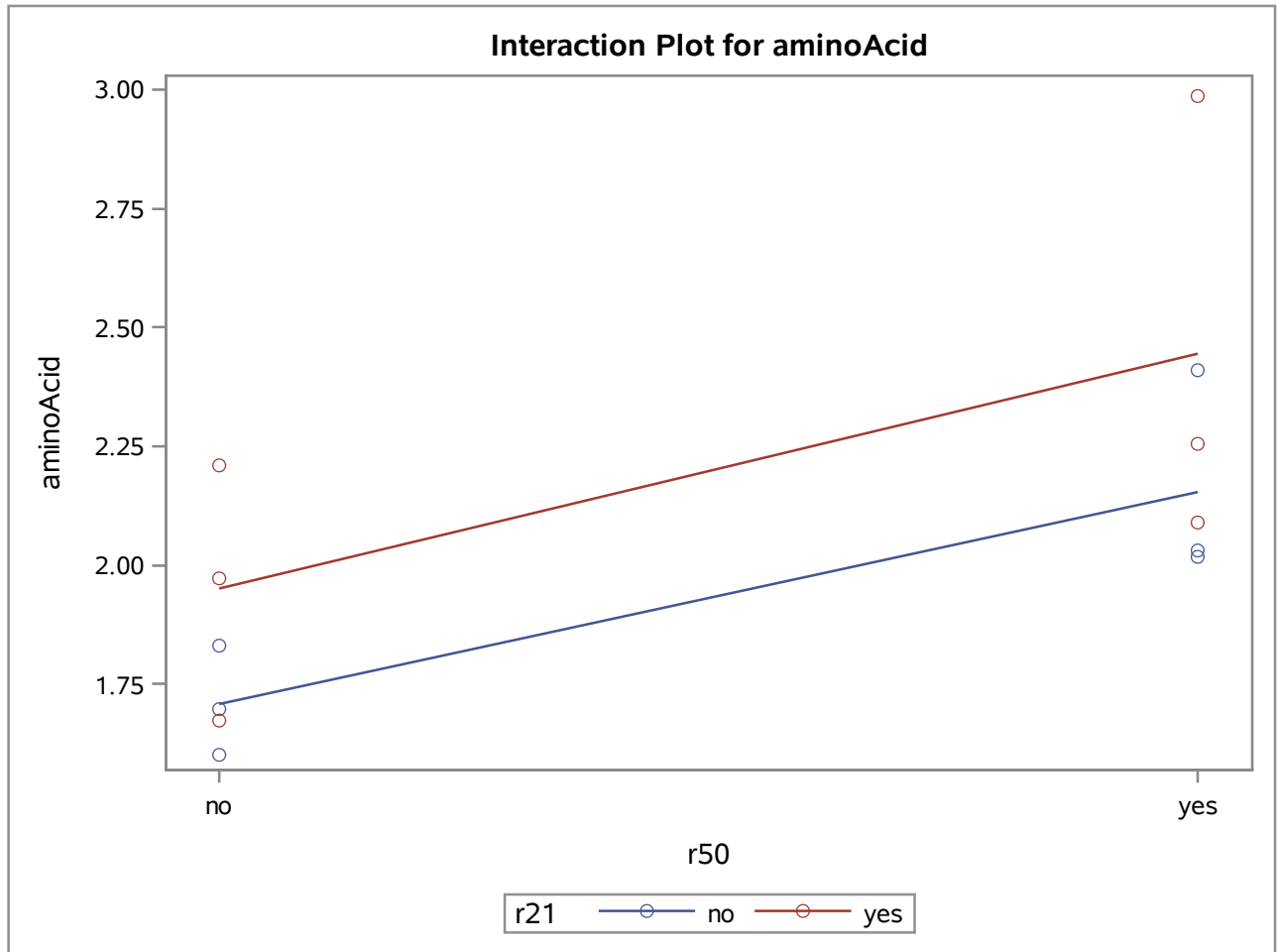
Source	DF	Sum of Squares	Mean Square	F Value	Pr > F
Model	3	0.87231400	0.29077133	3.21	0.0834
Error	8	0.72566267	0.09070783		
Corrected Total	11	1.59797667			

R-Square	Coeff Var	Root MSE	aminoAcid Mean
0.545887	14.58722	0.301177	2.064667

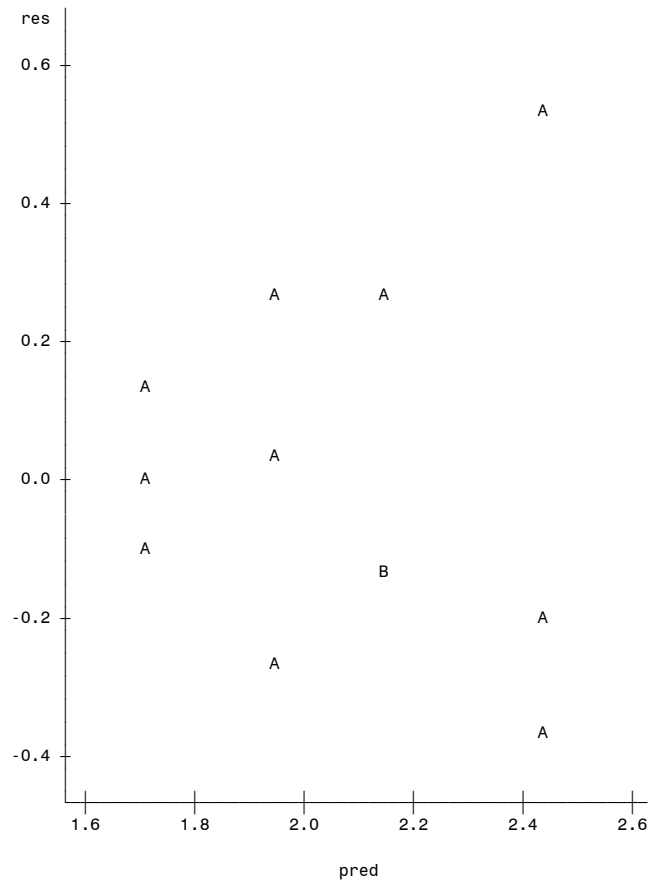
Source	DF	Type I SS	Mean Square	F Value	Pr > F
r50	1	0.65613633	0.65613633	7.23	0.0275
r21	1	0.21440133	0.21440133	2.36	0.1627
r50*r21	1	0.00177633	0.00177633	0.02	0.8922

Source	DF	Type III SS	Mean Square	F Value	Pr > F
r50	1	0.65613633	0.65613633	7.23	0.0275
r21	1	0.21440133	0.21440133	2.36	0.1627
r50*r21	1	0.00177633	0.00177633	0.02	0.8922

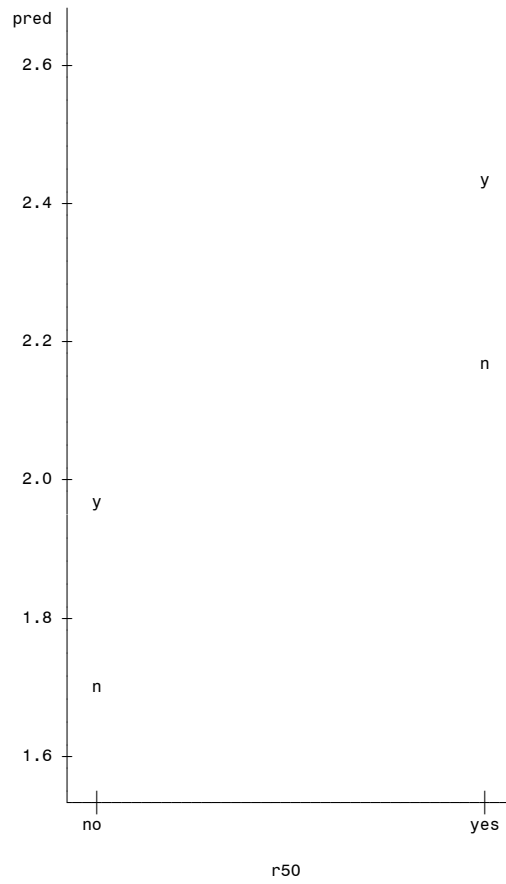
Dependent Variable: aminoAcid



Plot of res*pred. Legend: A = 1 obs, B = 2 obs, etc.

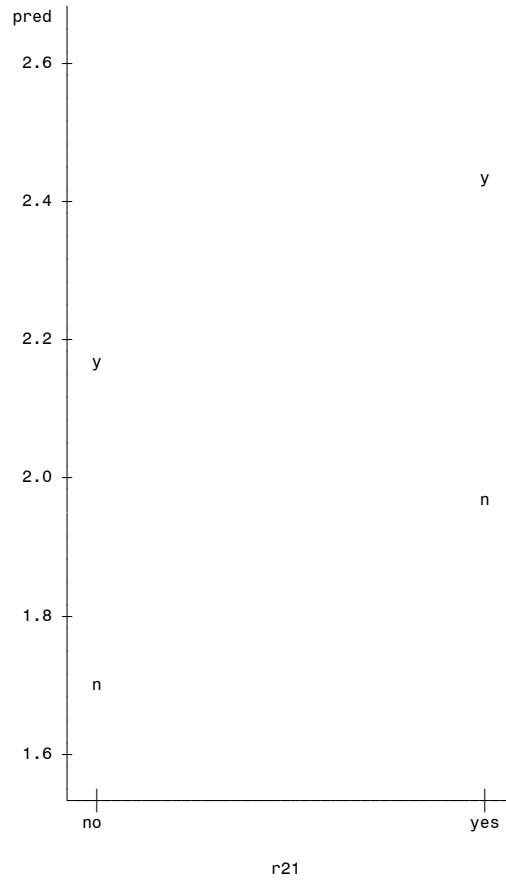


Plot of pred*r50. Symbol is value of r21.

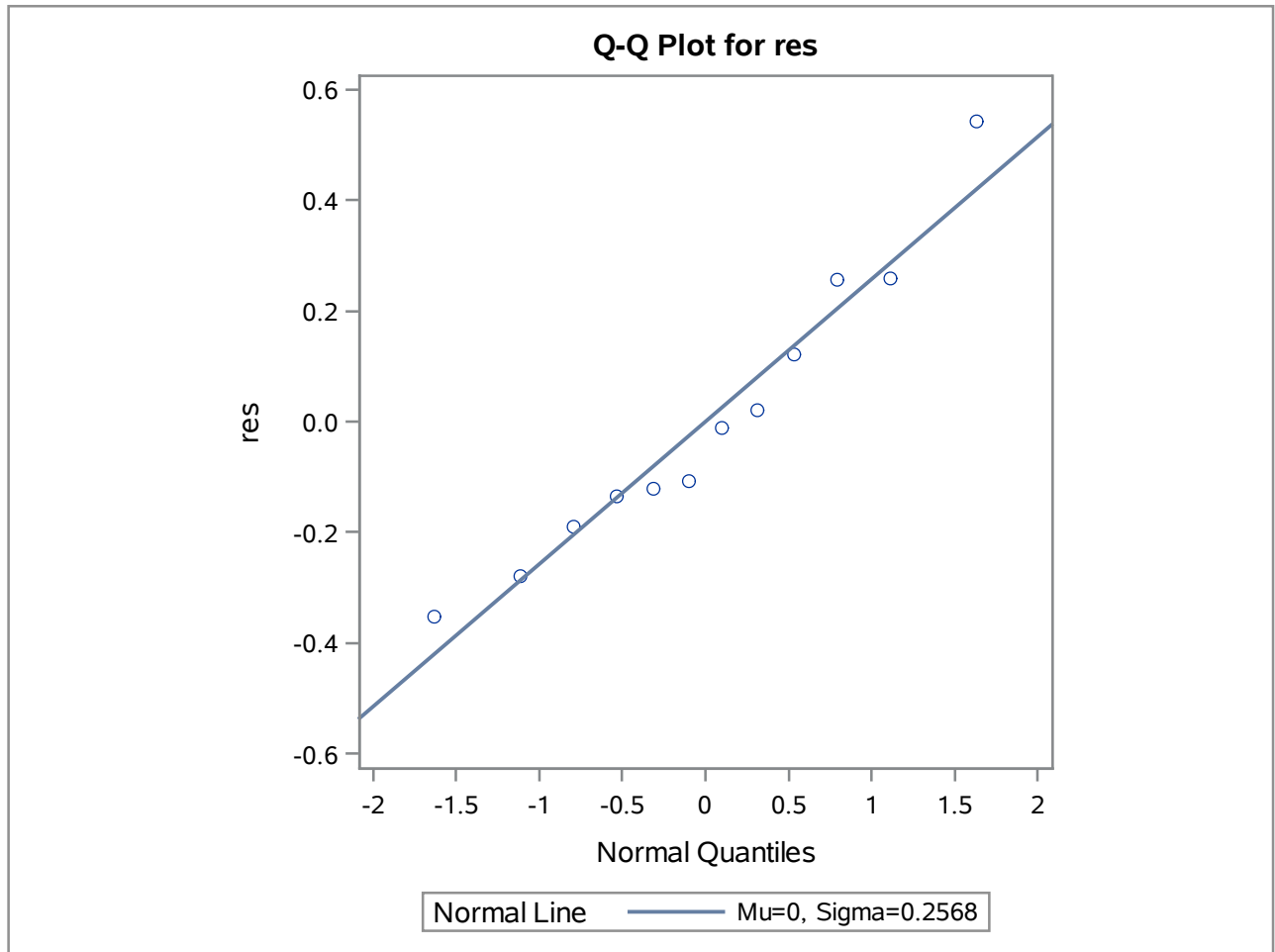


NOTE: 8 obs hidden.

Plot of pred*r21. Symbol is value of r50.



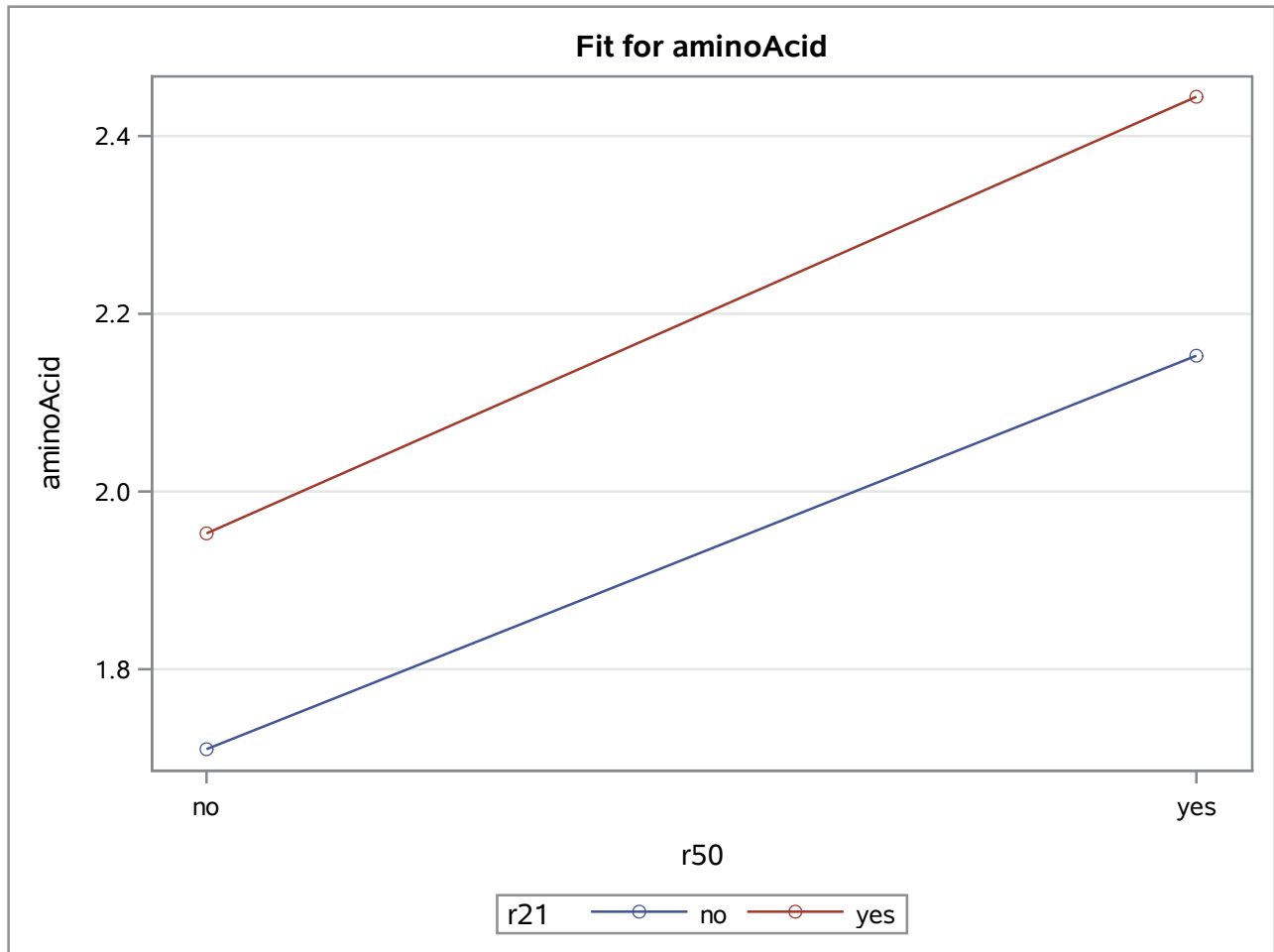
NOTE: 8 obs hidden.



The PLM Procedure

Store Information	
Item Store	WORK.OEX8_6OUT
Data Set Created From	WORK.OEX8_6
Created By	PROC GLM
Date Created	10SEP19:14:33:25
Response Variable	aminoAcid
Class Variables	r50 r21
Model Effects	Intercept r50 r21 r50*r21

Class Level Information		
Class	Levels	Values
r50	2	no yes
r21	2	no yes



The PLM Procedure

