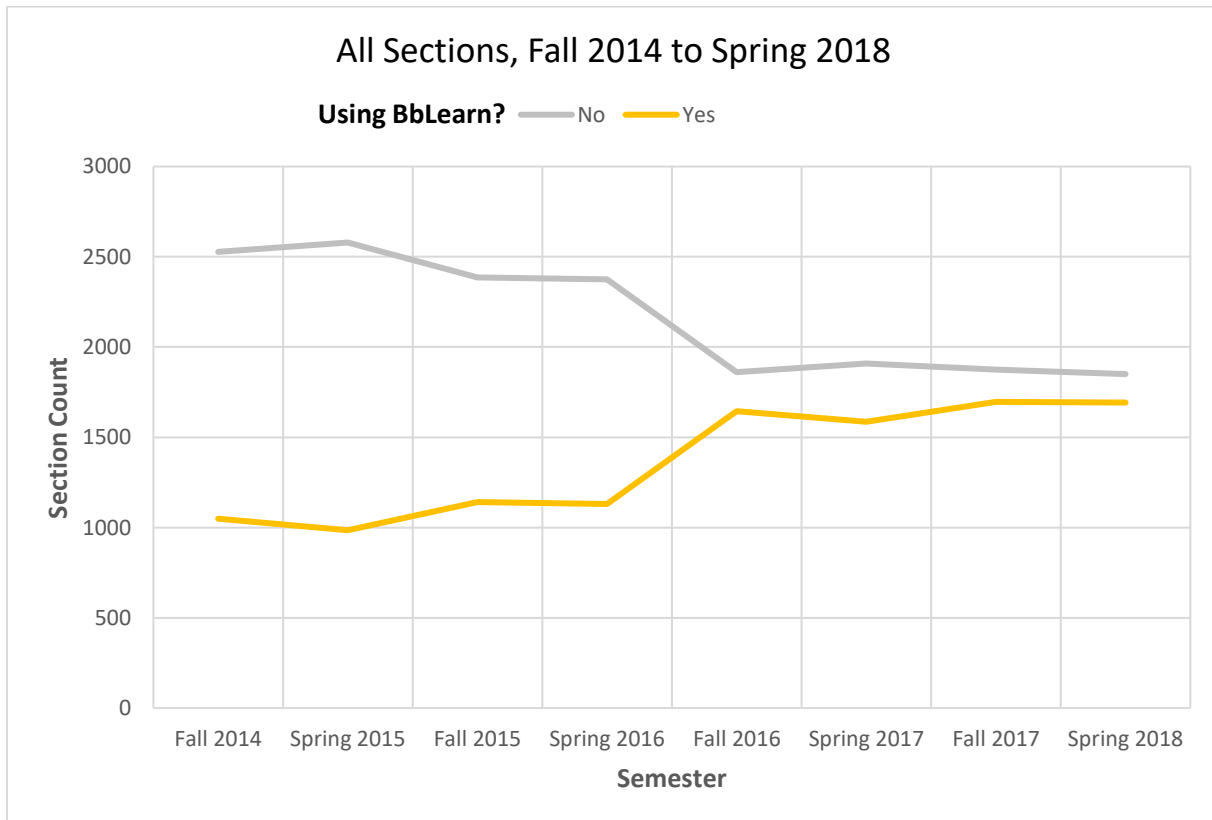


Overall BbLearn Use by Section

Fall 2014 to Spring 2018

Grad and Undergraduate Sections

| All Sections, Using BbLearn? | | | | |
|------------------------------|------|------|-------|---------------|
| University of Idaho | | | | |
| Semester | No | Yes | Total | Percent Using |
| Fall 2014 | 2528 | 1048 | 3576 | 29% |
| Spring 2015 | 2579 | 985 | 3564 | 28% |
| Fall 2015 | 2385 | 1141 | 3526 | 32% |
| Spring 2016 | 2375 | 1130 | 3505 | 32% |
| Fall 2016 | 1860 | 1644 | 3504 | 47% |
| Spring 2017 | 1909 | 1586 | 3495 | 45% |
| Fall 2017 | 1875 | 1696 | 3571 | 47% |
| Spring 2018 | 1850 | 1693 | 3543 | 48% |

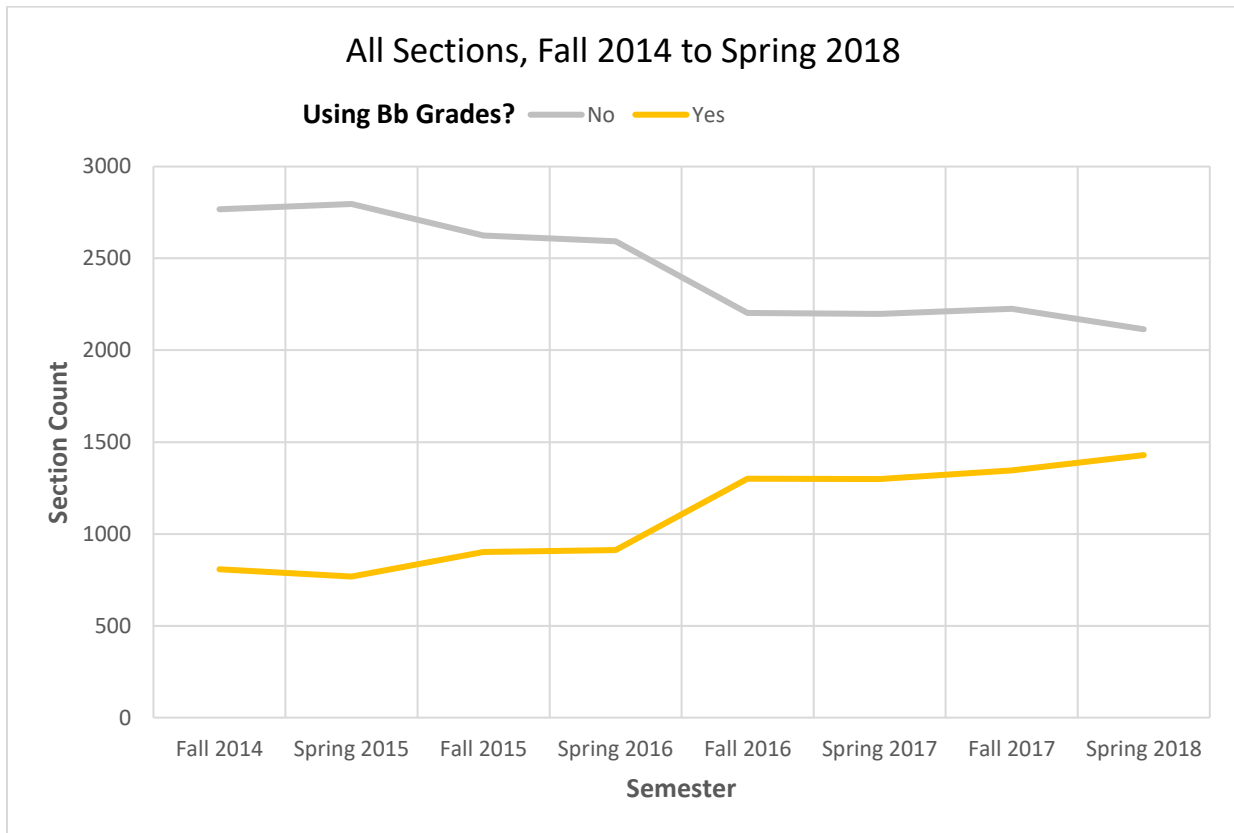


Overall BbLearn Grade Use by Section

Fall 2014 to Spring 2018

Grad and Undergraduate Sections

| All Sections, Using Bb Grades? | | | | |
|--------------------------------|------|------|-------|---------------|
| University of Idaho | | | | |
| Semester | No | Yes | Total | Percent Using |
| Fall 2014 | 2768 | 808 | 3576 | 23% |
| Spring 2015 | 2796 | 768 | 3564 | 22% |
| Fall 2015 | 2624 | 902 | 3526 | 26% |
| Spring 2016 | 2593 | 912 | 3505 | 26% |
| Fall 2016 | 2203 | 1301 | 3504 | 37% |
| Spring 2017 | 2197 | 1298 | 3495 | 37% |
| Fall 2017 | 2225 | 1346 | 3571 | 38% |
| Spring 2018 | 2114 | 1429 | 3543 | 40% |

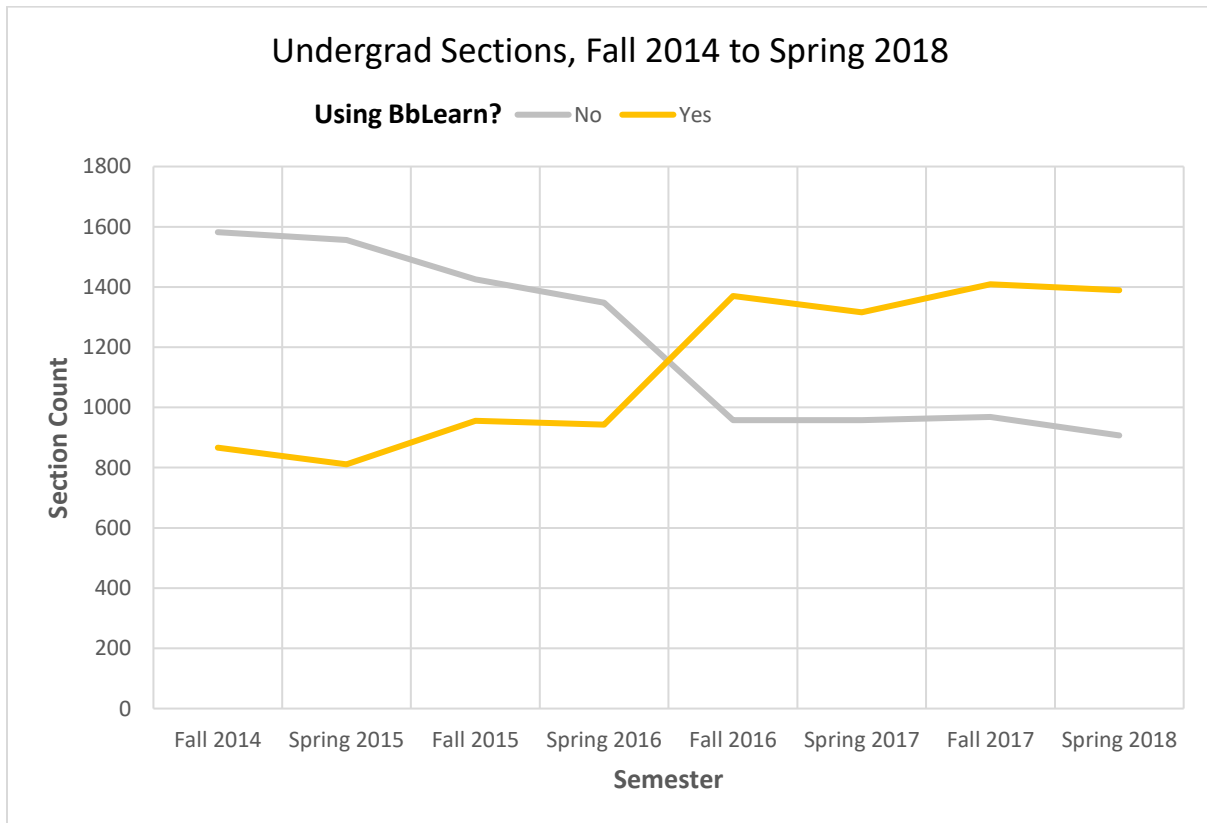


Overall BbLearn Use by Section

Fall 2014 to Spring 2018

Undergraduate Sections

| Undergrad Sections, Using BbLearn? | | | | |
|------------------------------------|------|------|-------|---------------|
| University of Idaho | | | | |
| Semester | No | Yes | Total | Percent Using |
| Fall 2014 | 1582 | 866 | 2448 | 35% |
| Spring 2015 | 1556 | 811 | 2367 | 34% |
| Fall 2015 | 1425 | 956 | 2381 | 40% |
| Spring 2016 | 1348 | 943 | 2291 | 41% |
| Fall 2016 | 958 | 1370 | 2328 | 59% |
| Spring 2017 | 958 | 1316 | 2274 | 58% |
| Fall 2017 | 968 | 1409 | 2377 | 59% |
| Spring 2018 | 907 | 1389 | 2296 | 60% |



Overall BbLearn Grade Use by Section

Fall 2014 to Spring 2018

Undergraduate Sections

| Undergrad Sections, Using Bb Grades? | | | | |
|--------------------------------------|------|------|-------|---------------|
| University of Idaho | | | | |
| Semester | No | Yes | Total | Percent Using |
| Fall 2014 | 1761 | 687 | 2448 | 28% |
| Spring 2015 | 1702 | 665 | 2367 | 28% |
| Fall 2015 | 1599 | 782 | 2381 | 33% |
| Spring 2016 | 1498 | 793 | 2291 | 35% |
| Fall 2016 | 1204 | 1124 | 2328 | 48% |
| Spring 2017 | 1159 | 1115 | 2274 | 49% |
| Fall 2017 | 1200 | 1177 | 2377 | 50% |
| Spring 2018 | 1086 | 1210 | 2296 | 53% |

